



## TRANSFORMER COMMODITIES INDICES

MONTHLY

STATISTICS

FOR THE PERIOD

**January 2009 - June 2024**

**PUBLICATION DATE: 1 AUGUST 2024**

The indices are published monthly, usually in the last week of the month following the month of reference in compliance with EU market statistical rules (e.g. data for September 2021, is published in the last week October 2021). The indices for paper, cold steel and hot steel are lagging one month behind as these are based on data from national statistical offices, which become available after the deadline for the T&D Europe indices.

**IMPORTANT**

Each operator on the market remains free, autonomous and independent to set its respective prices. The indices do not affect the freedom of markets players to set and change their prices and T&D Europe will not give any instructions on how to use the indices.

**In January 2024 we have been made aware of a reporting error. We will correct the series. Until then we can not report a value for mineral oil.**

In April 2020, the December 2019 - March 2020 indices for GOES High Grade have been updated due to a change in the number of reporting organisations.

We have stopped publishing the **Aluminium and Copper indices** after December 2012, as information is readily available from other sources.

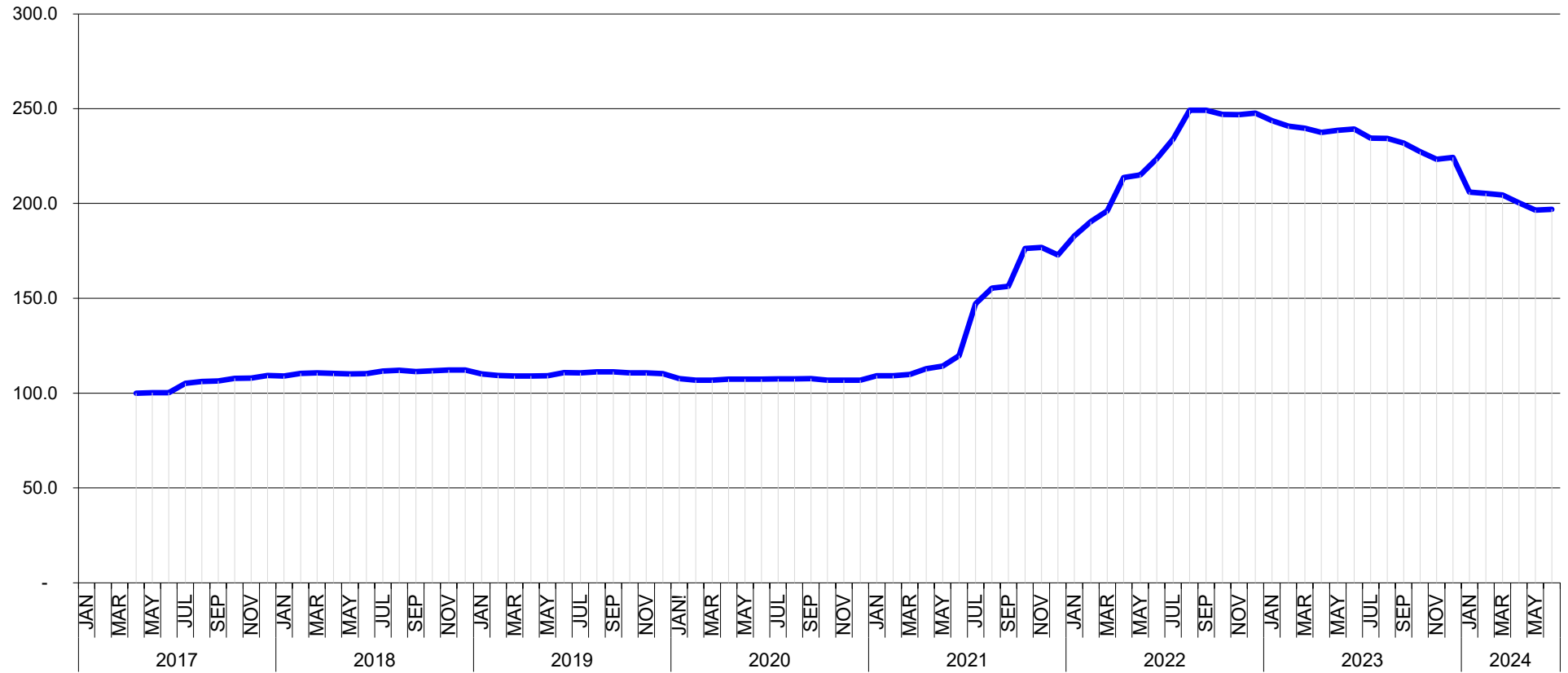


| T&D EUROPE  |      |                  |                  |                       |                  |                  |            |           |         |
|---|------|------------------|------------------|-----------------------|------------------|------------------|------------|-----------|---------|
| TRANSFORMER COMMODITY INDICES   |      |                  |                  |                       |                  |                  |            |           |         |
| BASE APR-2017 = 100 [Goes Conv., Goes High Grade, Goes Super High Grade, Mineral Oil] <sup>1</sup> The number of reporting organisations has changed and a linking factor has been applied to the series. |      |                  |                  |                       |                  |                  |            |           |         |
| BASE [JAN-2009 = 100 [Paper, Cold Steel, Hot Steel]   |      |                  |                  |                       |                  |                  |            |           |         |
| <small>† due to an insufficient number of respondents, we are not able to provide the High Grade indices.</small>   |      |                  |                  |                       |                  |                  |            |           |         |
|   |      | GOES CONV.       | GOES HIGH GRADE  | GOES SUPER HIGH GRADE | MIN. OIL         | PAPER            | COLD STEEL | HOT STEEL |         |
| 2019  | MAR  | 108.990750078619 | 98.4057470330028 | 99.146022935967       | 110.333841252251 | 115.525193253689 | 125.242    | 127.719   |         |
|   | APR  | 109.059          | 98.439           | 99.396                | 104.816          | 115.733          | 123.038    | 126.157   |         |
|   | MAY  | 109.101          | 98.277           | 99.58                 | 104.813          | 115.634          | 122.054    | 124.332   |         |
|   | JUN  | 110.869          | 98.612           | 99.07                 | 104.345          | 115.381          | 122.647    | 125.062   |         |
|   | JUL  | 110.695          | 98.541           | 98.539                | 107.54           | 115.48           | 123.374    | 124.758   |         |
|   | AUG  | 111.183          | 98.541           | 99.284                | 106.875          | 115.436          | 123.933    | 127.046   |         |
|   | SEP  | 111.173          | 98.378           | 99.141                | 106.875          | 115.535          | 124.649    | 126.472   |         |
|   | OCT  | 110.63           | 96.123           | 99.192                | 105.139          | 115.326          | 122.725    | 123.153   |         |
|   | NOV  | 110.641          | 96.123           | 99.559                | 103.939          | 115.183          | 120.119    | 119.64    |         |
|   | DEC  | 110.186          | 96.1139275650595 | 100.365               | 104.16           | 115.073          | 120.219    | 119.944   |         |
|   | 2020 | JAN              | 107.583          | 95.8445056938558      | 99.427           | 104.881          | 114.876    | 122.949   | 122.709 |
|   |      | FEB              | 106.867          | 96.344320596306       | 99.121           | 104.871          | 114.876    | 125.992   | 125.496 |
| MAR   |      | 106.835          | 96.4442835767961 | 99.029                | 102.664          | 114.711          | 124.727    | 124.303   |         |
| APR   |      | 107.421          | 97.126           | 99.033                | 100.799          | 115.304          | 121.819    | 121.982   |         |
| MAY   |      | 107.421          | 97.126           | 99.518                | 100.217          | 115.249          | 121.304    | 121.299   |         |
| JUN   |      | 107.431          | 97.126           | 99.039                | 98.019           | 114.996          | 119.805    | 118.74    |         |
| JUL   |      | 107.507          | 97.126           | 98.814                | 89.782           | 114.887          | 119.515    | 119.087   |         |
| AUG   |      | 107.507          | 97.126           | 99.855                | 85.894           | 114.832          | 120.488    | 120.399   |         |
| SEP   |      | 107.659          | 97.126           | 99.059                | 79.845           | 115.04           | 126.819    | 125.029   |         |
| OCT   |      | 106.857          | 96.406           | 98.549                | 82.089           | 115.194          | 129.359    | 129.172   |         |
| NOV   |      | 106.857          | 96.406           | 97.631                | 83.733           | 115.084          | 132.256    | 131.698   |         |
| DEC   |      | 106.857          | 96.406           | 97.978                | 84.342           | 115.557          | 139.907    | 139.473   |         |
| 2021  | JAN  | 109.112          | 97.958           | 98.345                | 89.329           | 115.997          | 156.139    | 158.851   |         |
|   | FEB  | 109.21           | 97.958           | 98.814                | 89.819           | 116.415          | 164.808    | 169.088   |         |
|   | MAR  | 109.828          | 97.958           | 98.386                | 87.685           | 116.843          | 175.155    | 180.702   |         |
|   | APR  | 112.843          | 102.21           | 99.478                | 93.983           | 117.261          | 194.071    | 202.227   |         |
|   | MAY  | 114.176          | 104.566          | 101.028               | 99.1             | 119.064          | 204.531    | 219.761   |         |
|   | JUN  | 119.772          | 114.128          | 105.252               | 100.18           | 120.119          | 211.008    | 229.998   |         |
|   | JUL  | 147.077          | 138.935          | 131.229               | 104.761          | 121.702          | 231.937    | 249.137   |         |
|   | AUG  | 155.318          | 155.801          | 134.473               | 107.808          | 123.879          | 233.783    | 250.666   |         |
|   | SEP  | 156.294          | 157.508          | 134.718               | 108.279          | 126.198          | 235.651    | 251.891   |         |
|   | OCT  | 176.323          | 157.938          | 136.412               | 113.654          | 127.363          | 236.923    | 251.16    |         |
|   | NOV  | 176.79           | 159.05           | 137.769               | 115.418          | 130.013          | 240.331    | 251.16    |         |
|   | DEC  | 172.886          | 159.63           | 139.739               | 115.468          | 130.068          | 235.114    | 242.164   |         |
| 2022  | JAN  | 182.828          | 168.341          | 154.287               | 127.012          | 132.882          | 229.342    | 237.296   |         |
|   | FEB  | 190.394          | 171.295          | 158.117               | 128.531          | 135.08           | 233.447    | 239.388   |         |
|   | MAR  | 196.117          | 182.895          | 167.738               | 129.686          | 136.597          | 253.46     | 264.741   |         |
|   | APR  | 213.674          |                  | n/a                   | 175.313          | 150.547          | 284.278    | 303.616   |         |
|   | MAY  | 215.041          |                  | n/a                   | 179.641          | 159.219          | 343.006    | 399.756   |         |
|   | JUN  | 223.517          |                  | n/a                   | 181.771          | 160.401          | 353.907    | 369.675   |         |
|   | JUL  | 234.014          |                  | n/a                   | 192.403          | 181.641          | 345.282    | 338.358   |         |
|   | AUG  | 249.154          |                  | n/a                   | 205.844          | 178.159          | 347.337    | 332.34    |         |
|   | SEP  | 249.085          |                  | n/a                   | 206.656          | 180.006          | 349.459    | 327.525   |         |
|   | OCT  | 246.976          |                  | n/a                   | 217.861          | 181.392          | 350.998    | 319.674   |         |
|   | NOV  | 246.788          |                  | n/a                   | 222.695          | 178.972          | 352.053    | 208.896   |         |
|   | DEC  | 247.629          |                  | n/a                   | 226.277          | 175.343          | 352.009    | 197.911   |         |
| 2023  | JAN  | 243.619          |                  | n/a                   | 220.364          | 164.87           | 355.45     | 202.281   |         |
|   | FEB  | 240.797          |                  | n/a                   | 218.654          | 167.142          | 356.11     | 203.484   |         |
|   | MAR  | 239.589          |                  | n/a                   | 219.132          | 161.86           | 355.681    | 206.629   |         |
|   | APR  | 237.43           |                  | n/a                   | 217.613          | 154.158          | 355.252    | 209.318   |         |
|   | MAY  | 238.608          |                  | n/a                   | 215.874          | 149.938          | 354.197    | 206.293   |         |
|   | JUN  | 239.252          |                  | n/a                   | 215.492          | 150.289          | 353.351    | 191.241   |         |
|   | JUL  | 234.38           |                  | n/a                   | 205.853          | 146.484          | 353.362    | 185.525   |         |
|   | AUG  | 234.35           |                  | n/a                   | 202.204          | 146.622          | 352.889    | 184.261   |         |
|   | SEP  | 231.776          |                  | n/a                   | 200.007          | 148.183          | 353.043    | 185.659   |         |
|   | OCT  | 227.26           |                  | n/a                   | 189.833          | 152.357          | 352.031    | 181.364   |         |
|   | NOV  | 223.349          |                  | n/a                   | 188.381          | 153.613          | 351.713    | 181.42    |         |
|   | DEC  | 224.21           |                  | n/a                   | 179.364          |                  | 351.383    | 181.655   |         |
| 2024  | JAN  | 205.94           |                  | n/a                   | 170.04           |                  | 350.459    | 183.802   |         |
|   | FEB  | 205.267          |                  | n/a                   | 165.865          |                  | 349.668    | 186.711   |         |
|   | MAR  | 204.485          |                  | n/a                   | 166.974          |                  | 349.36     | 183.847   |         |
|   | APR  | 200.286          |                  | n/a                   | 157.335          |                  | 348.162    | 183.053   |         |
|   | MAY  | 196.474          |                  | n/a                   | 158.577          |                  | 347.766    | 186.145   |         |
|   | JUN  | 196.949          |                  | n/a                   | 154.545          |                  |            | 182.169   |         |
|   | JUL  |                  |                  |                       |                  |                  |            |           |         |
|   | AUG  |                  |                  |                       |                  |                  |            |           |         |
|   | SEP  |                  |                  |                       |                  |                  |            |           |         |
|   | OCT  |                  |                  |                       |                  |                  |            |           |         |
|   | NOV  |                  |                  |                       |                  |                  |            |           |         |
|   | DEC  |                  |                  |                       |                  |                  |            |           |         |



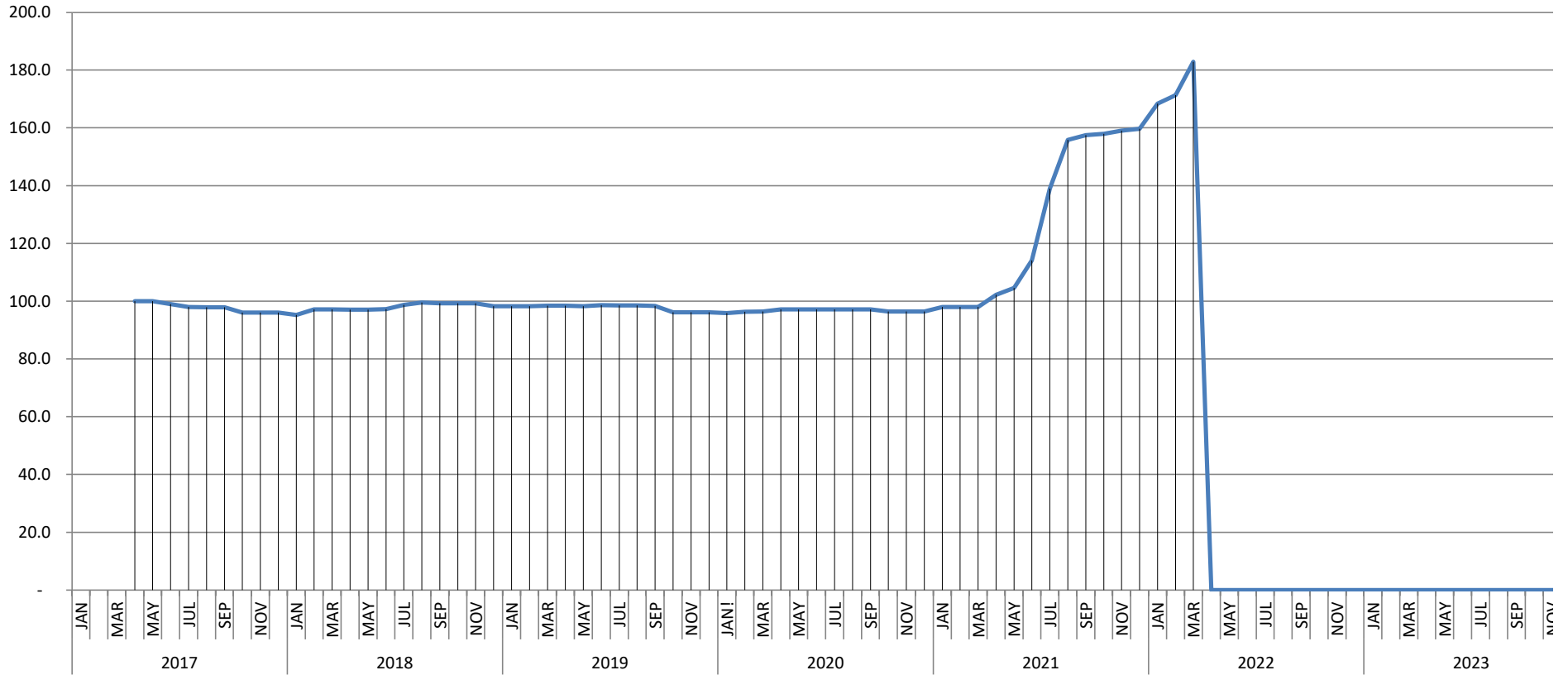
T&D EUROPE  
**GOES CONV.**  
BASIS APR 2017 = 100

- Provisional
- Complete
- Amended



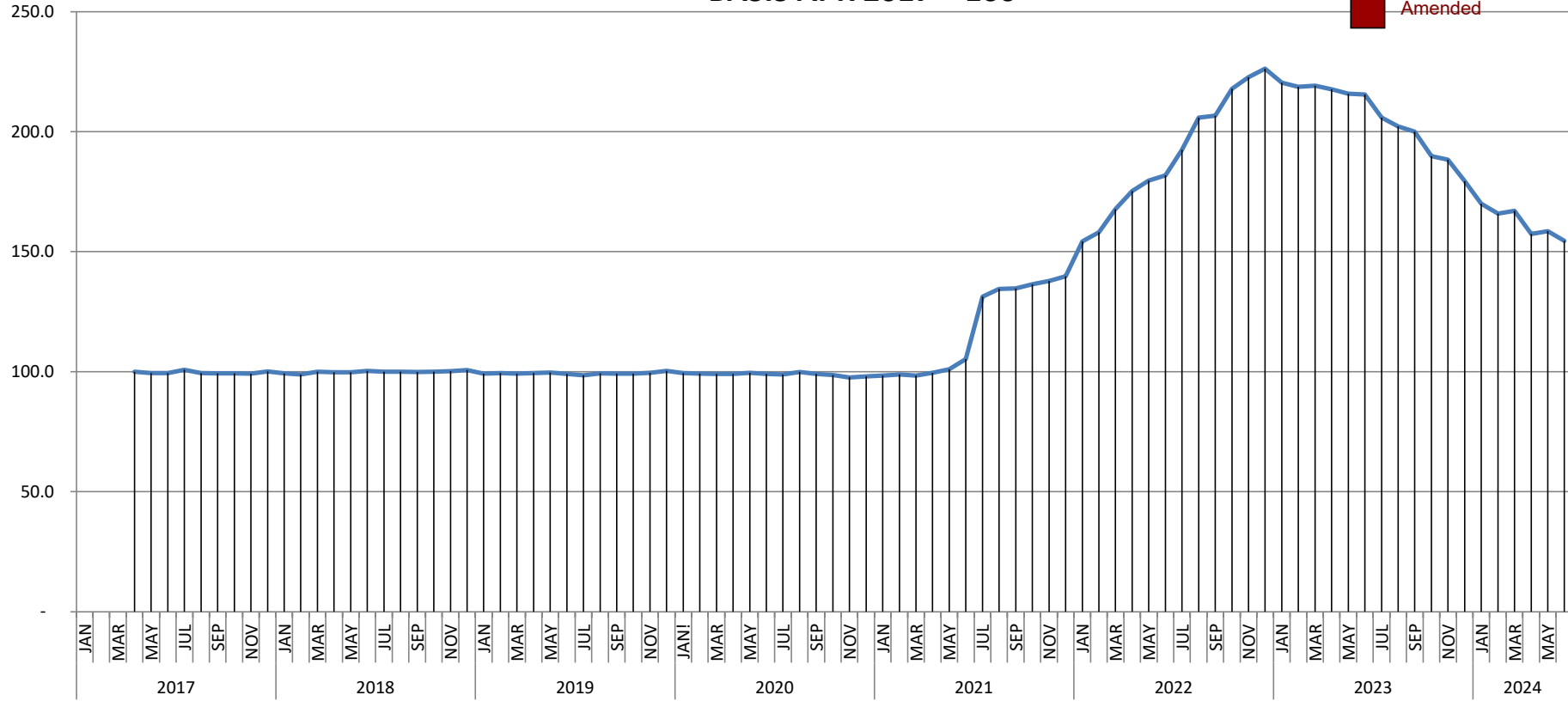
# T&D EUROPE GOES HIGH GRADE BASIS APR 2017 = 100

- Provisional
- Complete
- Amended



# T&D EUROPE GOES SUPER HIGH GRADE BASIS APR 2017 = 100

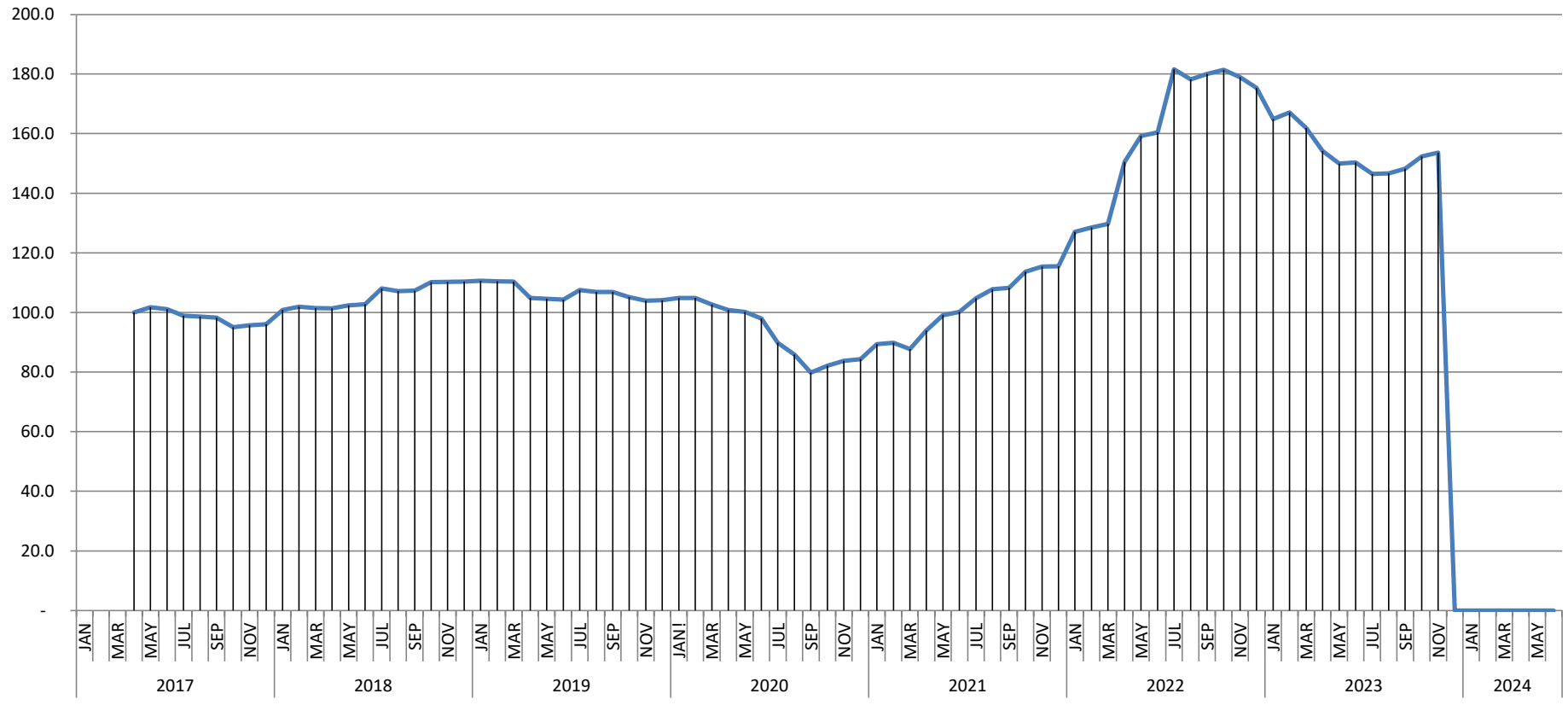
- Provisional
- Complete
- Amended





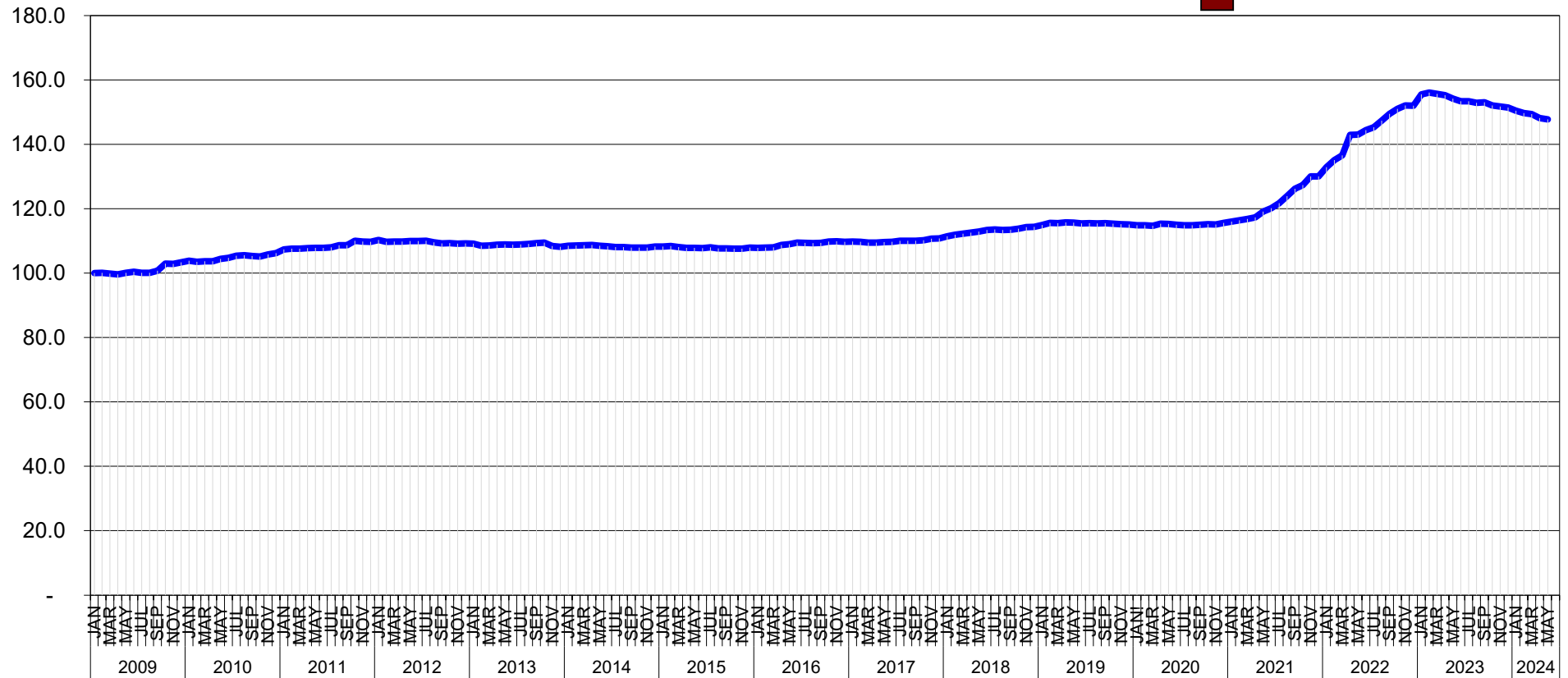
# T&D EUROPE MINERAL OIL BASIS APR 2017 = 100

- Provisional
- Complete
- Amended



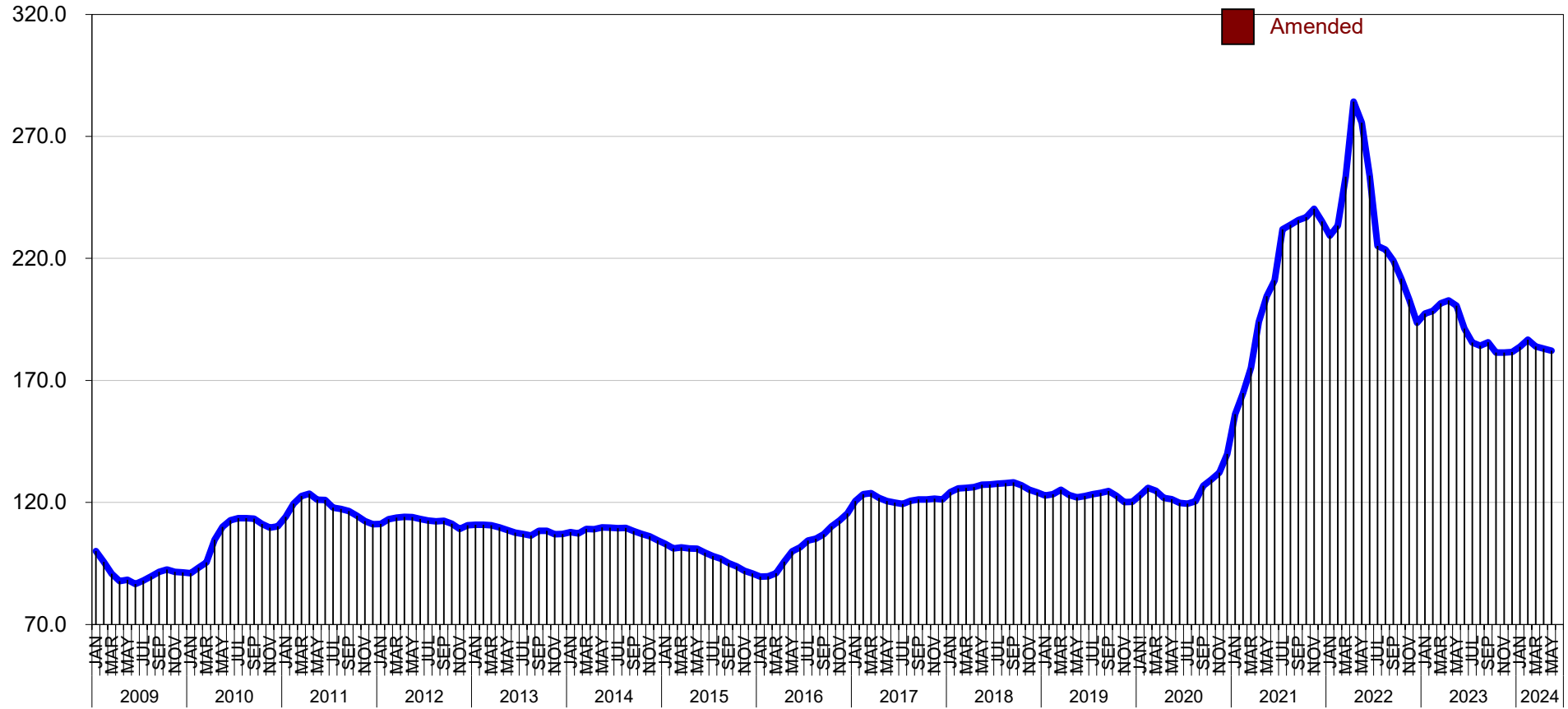
T&D EUROPE  
**PAPER**  
BASIS JAN 2009 = 100

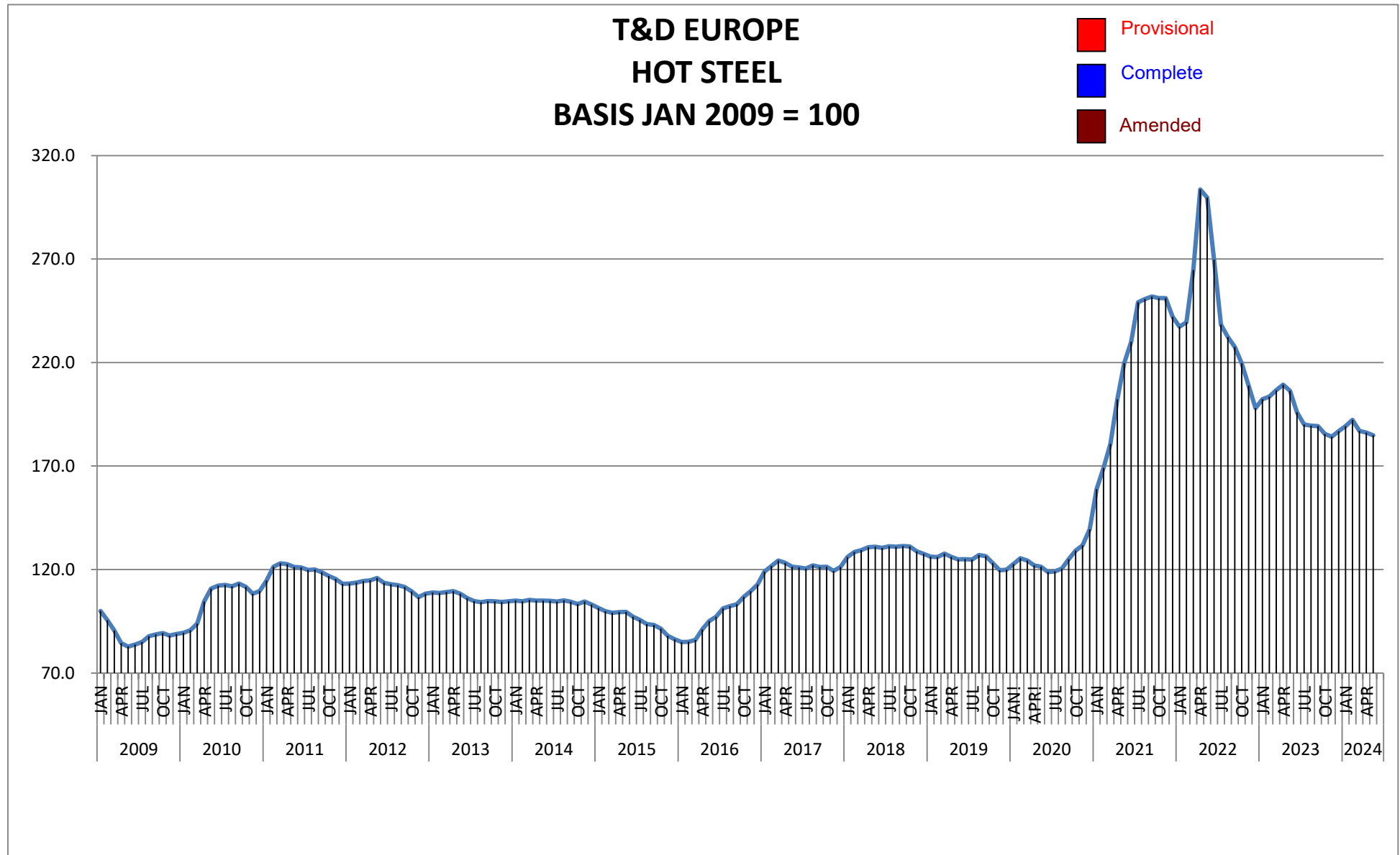
- Provisional
- Complete
- Amended



T&D EUROPE  
**COLD STEEL**  
 BASIS JAN 2009 = 100

- Provisional
- Complete
- Amended





January 2009 - June 2024

PUBLICATION DATE: 1 August 2024